

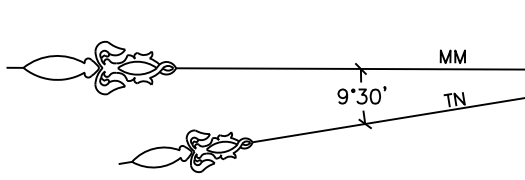
- 1 THIS PLAN IS PREPARED FROM A COMBINATION OF FIELD AND EXISTING RECORDS FOR THE PURPOSE OF DESIGNING NEW STRUCTURES ON THE LAND AND SHOULD NOT BE USED FOR ANY OTHER PURPOSE.
- 2 THE BOUNDARIES (AND EASEMENTS, IF PRESENT) SHOWN HEREON HAVE BEEN COMPILED FROM INFORMATION HELD BY LAND REGISTRY SERVICES NSW AND ARE APPROXIMATE ONLY.
- 3 MARKS INDICATING LOCATION OF NEW STRUCTURES AND/OR BOUNDARIES MUST BE PLACED BY A REGISTERED SURVEYOR PRIOR TO ANY CONSTRUCTION COMMENCING.
- 4 DO NOT SCALE OFF THE PLAN, POSITION OF IMPROVEMENTS SHOWN IS DIAGRAMMATIC ONLY, WHERE RELATION OF STRUCTURES TO BOUNDARY IS CRITICAL, FURTHER SURVEY MAY BE REQUIRED.
- 5 CONTOURS (IF SHOWN) DEPICT GENERAL TOPOGRAPHY, EXCEPT AT SPOT LEVELS. THEY DO NOT NECESSARILY REPRESENT THE EXACT LEVEL AT ANY PARTICULAR POINT ALONG THE CONTOUR.
- 6 THIS NOTE FORMS AN INTEGRAL PART OF THIS PLAN.

- BOUNDARY
BUILDING EDGE
GUTTER / RIDGE LINE / AWNING
FENCE
AERIAL ELECTRICITY LINE
BRICK WALL
MAJOR CONTOURS
MINOR CONTOURS

- TREE
0.1 Ø ← TRUNK DIAMETER
1 S ← TREE SPREAD
1 H ← TREE HEIGHT

- GUT GUTTER
RI RIDGE
FL FINISHED FLOOR LEVEL
TK TOP OF KERB
VC VEHICLE CROSSING
KO KERB OUTLET
W WINDOW
SIL WINDOW SILL
SOF WINDOW SOFFIT
D DOOR

THIS DRAWING AND THE DESIGN SHOWN HEREON IS THE PROPERTY OF ENSURE CONSULTING PTY LTD AND SHALL NOT BE COPIED NOR REPRODUCED, IN PART OR IN WHOLE IN ANY FORM WITHOUT THE WRITTEN PERMISSION OF ENSURE CONSULTING PTY LTD, NSW, AUSTRALIA, AND SHALL BE USED ONLY BY THE CLIENT OF ENSURE CONSULTING PTY LTD FOR THE PROJECT FOR WHICH IT WAS PROVIDED.



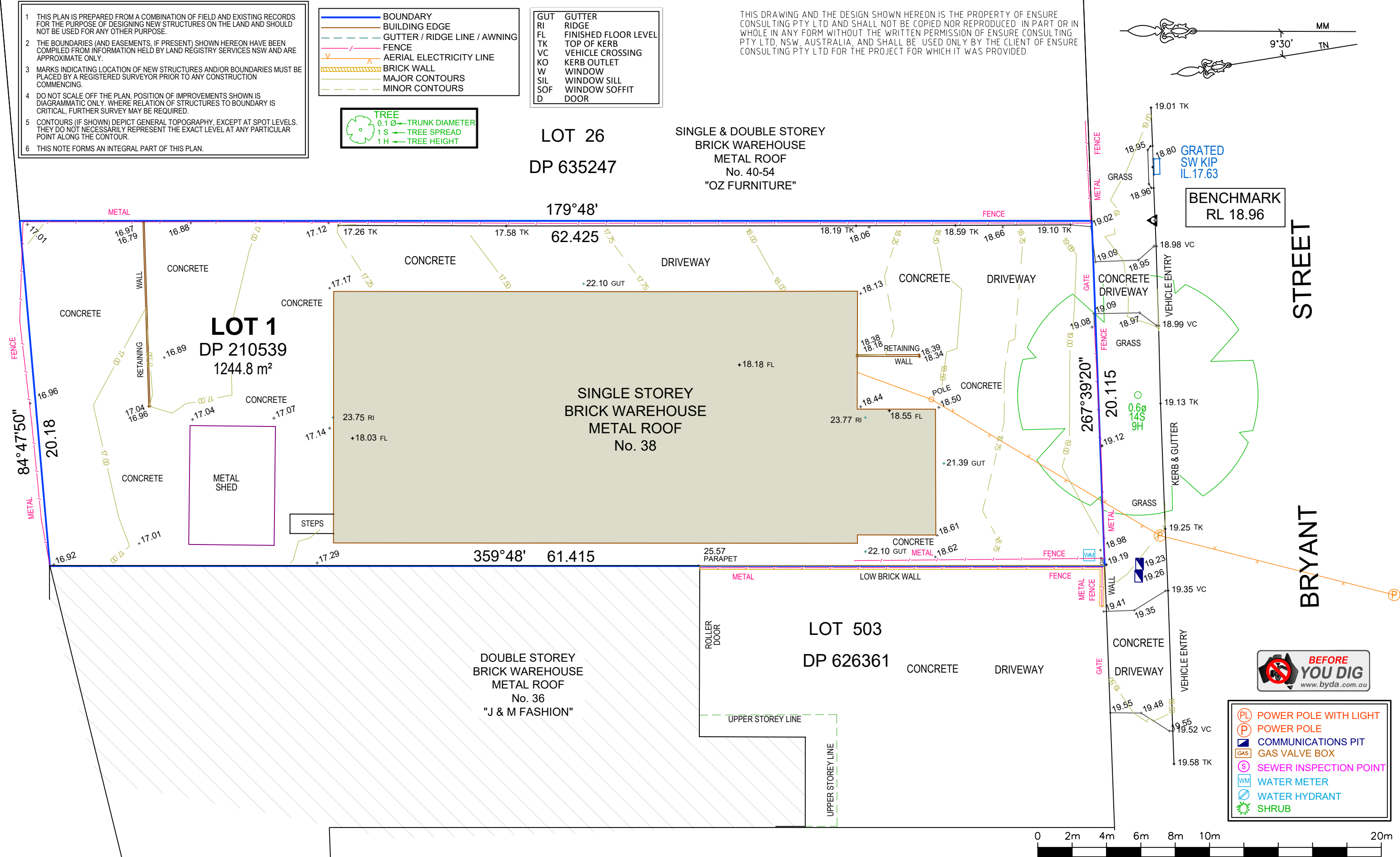
LOT 26
DP 635247

SINGLE & DOUBLE STOREY
BRICK WAREHOUSE
METAL ROOF
No. 40-54
"OZ FURNITURE"

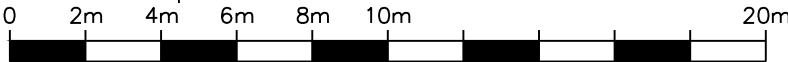
BENCHMARK
RL 18.96

STREET

BRYANT




- (PL) POWER POLE WITH LIGHT
(P) POWER POLE
COMMUNICATIONS PIT
GAS VALVE BOX
SEWER INSPECTION POINT
WATER METER
WATER HYDRANT
SHRUB



PLOTTED SCALE 1:200

					DRAWN: D.P.	A3
					CHECKED: J.E.	
					DATUM: A.H.D.	
					ORIGIN OF LEVELS: CORSNET GNSS	
B	16/05/2025	RE-ISSUE		D.P.	J.E.	CONTOUR INTERVAL: 0.25m
A	26/04/2024	ORIGINAL ISSUE		D.P.	J.E.	SCALE: 1:200
Rev	DATE		Drn	Chk		



Ensure Consulting Pty Ltd

ABN: 20 624 253 032
Unit 8, 10-12 Sylvester Avenue,
Unanderra NSW 2526 Australia
Po Box 283, Unanderra NSW 2526

Tel: 02 4210 4143

Email: office@ensureco.com.au

REGISTERED SURVEYOR Ziemowit Tomasz Wierchowski No 8651

PLAN SHOWING LEVELS,
DETAILS AND CONTOURS
OVER LOT 1 DP 210539
38 Bryant Street Padstow

DATE: 26/04/2024 SHEET 1 OF 1

DRAWING No:

240989-DE-01

A